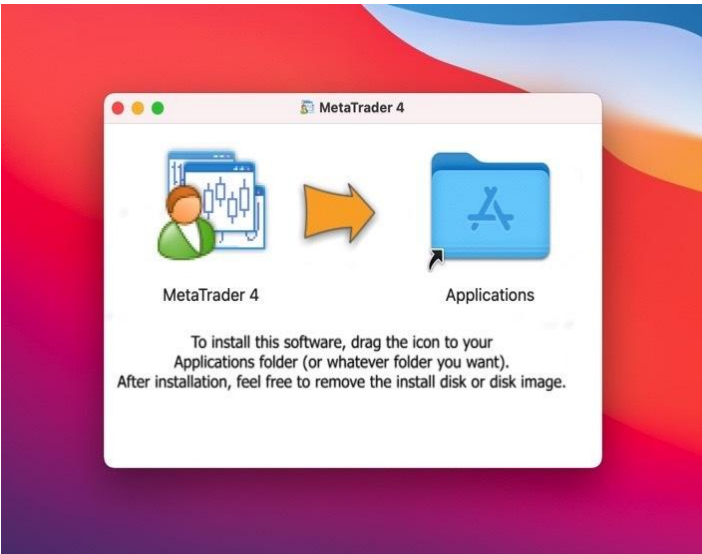


MT4/MT5 Installation on Mac

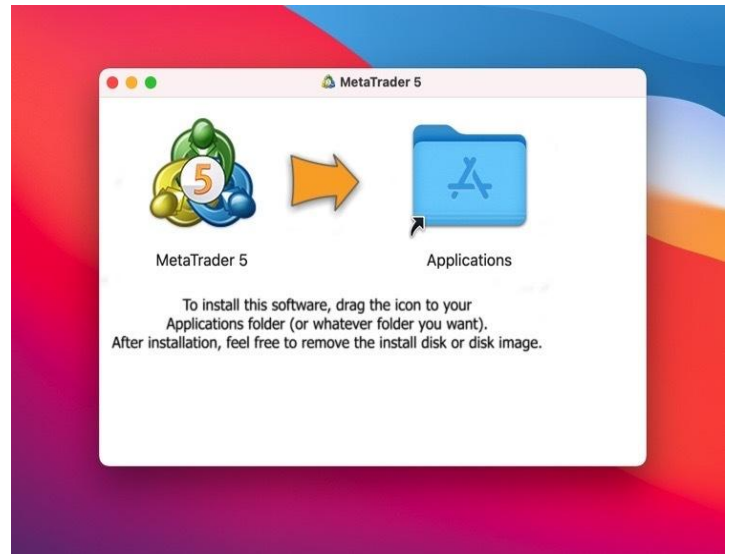
USER GUIDE

1. To install the terminal, download the "MetaTrader4.dmg" or "MetaTrader5.dmg" file.
2. Open the disc image file and drag it into Applications when prompted:

MT4



MT5



The standard terminal installation process with all its stages will start. This process may take several minutes.

If you want to make another MT4/5 Terminal installation, just repeat steps 1 and 2.

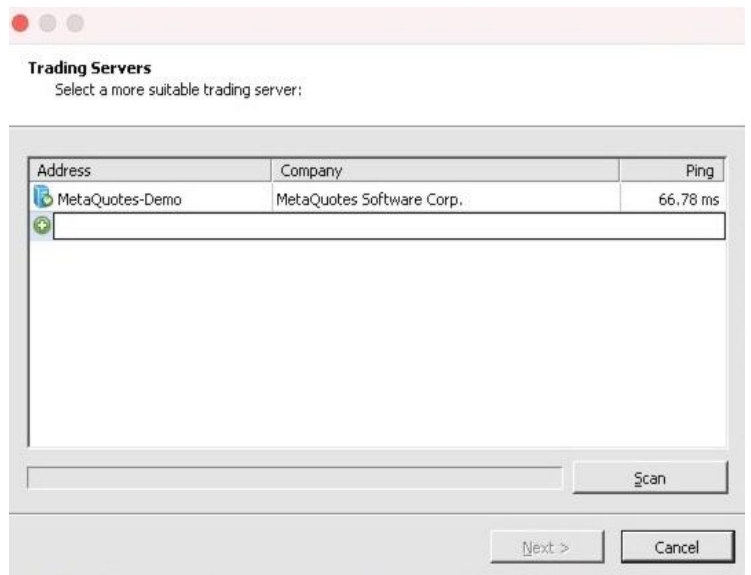
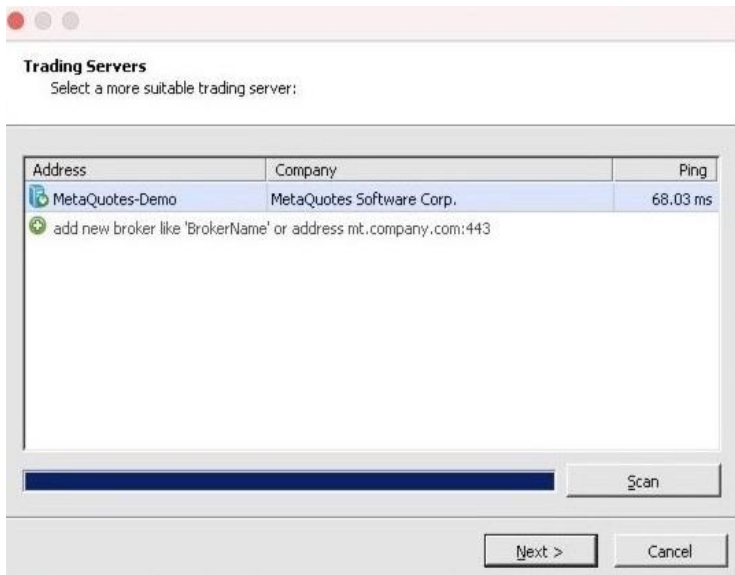
3. Once the installation is complete, MetaTrader should open automatically. If it does not, launch MetaTrader from your Applications folder.

If this is your first time using MetaTrader, you will need to:

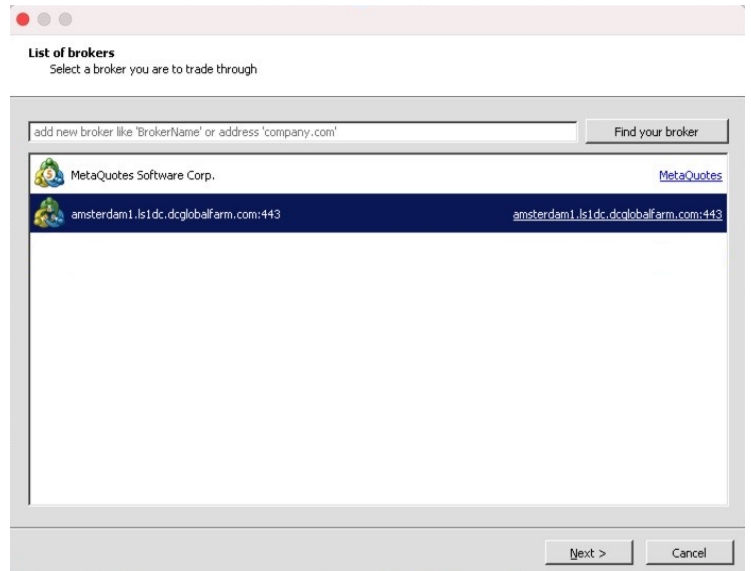
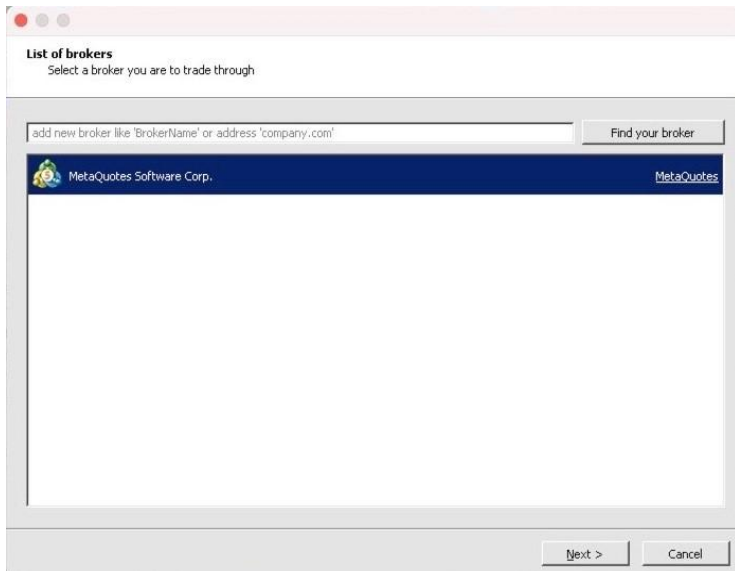
- MT4: Click on "add new broker". Inline edit to enter your domain name and click on "Scan"
- MT5: Enter the domain name into the "add new broker" box and click on "Find your broker"

Note that your MT4/5 domain name differs depending on the server that your trading account is connected to. Please see all domain names of the available servers [here](#) (MT4) and [here](#) (MT5).

MT4



MT5



4. Select the new domain and click "Next." You will then be prompted to log into your account.

- Enter your Login (Trading Account Number)
- Enter your Password (Trader's password)

These details were provided to you when you opened your trading account.

The domain name and server information you entered on the previous step will be added automatically.

Click Finish to complete the process.

MT4

The screenshot shows a window titled "Select account type" with the subtitle "To start working an account is required:". The main text reads: "To start working, you need a valid trade account. If you don't have it, you can create a demo or real account by selecting the corresponding option below and pressing 'Next':". There are three radio button options: "Existing trade account" (which is selected), "New demo account", and "New real account". Under "Existing trade account", there are input fields for "Login:" and "Password:", a checked "Save password" checkbox, and a "Server:" field with the value "amsterdam1.ls1dc.dcglobalfarm.com:443". At the bottom, there are three buttons: "< Back", "Finish", and "Cancel".

MT5

The screenshot shows a window titled "Open an account" with the subtitle "Trade real or virtual money and gain experience". There are three radio button options: "Open a demo account to trade virtual money without risk" (with a sub-note: "A demo account allows you to learn trading on stock exchanges and test your strategies. While doing that, you do not risk anything as you use pure virtual money."), "Open a real account for live trading" (with a sub-note: "A real account requires additional proof of identity. You will need to provide copies of identification documents."), and "Connect with an existing trade account" (which is selected). Under "Connect with an existing trade account", there are input fields for "Login:" and "Password:", and a "Server:" dropdown menu with the value "amsterdam1.ls1dc.dcglobalfarm.com:443". At the bottom, there are three buttons: "< Back", "Finish", and "Cancel".

5. You are now ready to start using your terminal!



Legal: HF Markets (SV) Ltd is incorporated in St. Vincent & the Grenadines as an International Business Company with registration number 22747 IBC 2015.

Risk Warning: Trading Leveraged Products such as Forex and Derivatives may not be suitable for all investors as they carry a high degree of risk to your capital. Please ensure that you fully understand the risks involved, taking into account your investments objectives and level of experience, before trading, and if necessary, seek independent advice. Please read the full Risk Disclosure that can be found on our website under About -> Legal Documentation.

Disclaimer: This material is provided as a general marketing communication for information purposes only. Nothing in this communication contains, or should be considered as containing, an investment advice or an investment recommendation or a solicitation for the purpose of buying or selling of any financial instrument. We make no representation and assume no liability as to the accuracy or completeness of any information provided and we shall not be held liable for any loss arising from any investment made based on the information provided in this communication. This communication must not be reproduced or further distributed without our prior written permission.